



C&C Yachts
Manufacturing Ltd.
526 Regent Street
Box 970
Niagara-on-the-Lake
Ontario, Canada
(416) 468-2101

C&C 25

C&C 25

DESIGNED BY: Cuthbertson & Cassian

BUILT BY: C&C Yachts Manufacturing Ltd.

The C&C 25 is the latest performance design in the C&C longline fleet. Designed with the discriminating family yachtsman in mind, the unique association between designer and builder, both within the C&C family, have produced a yacht which can be competitively raced or cruised without any loss of comfort. The C&C 25 is the bottom of the line with C&C however she is the top of the line of all boats her size. As with all C&C boats, the designers and builder have refused to take shortcuts to reduce price and thereby sacrifice quality. C&C believes in value.

Through a thorough prototype program, the consumer is assured that the product is well thought out. In the case of the new C&C 25, accommodations are remarkable for a yacht this size; V berths forward, separate head and hanging locker, single settee berth in main cabin to port, and a large extension settee berth to starboard which will accommodate the largest of adults or two children. Care has been taken to allow comfort and space for the lady of the yacht in the aft galley.

On deck the skipper and crew will find the efficiency and ease of handling typical of C&C Yachts.

The new C&C 25 is designed to win races however, more important, she is designed and built to win many happy hours at sea.

DIMENSIONS

LOA 25' - 1½" LWL 20' - 7½" BEAM 8' - 9" DRAFT 3' - 10"

Displacement (approx.) 4,138 lbs. Ballast 2,000 lbs.

Sail Area 100% fore triangle - 305.75 sq. ft.

Estimated I. O. R. 20.7'

1490 Speers Road
Oakville
Ontario, Canada
(416) 827-4378

10 Front Street South
Box 99, Port Credit
Ontario, Canada
(416) 274-2335

Cuthbertson &
Cassian designs

SPECIFICATIONS

STANDARD EQUIPMENT

FOCS'L

Light gear storage.

FORWARD CABIN

Vee berths for two with storage and water tankage under. Shelves port and starboard with full length fiddles. Dome light over berths. 4" thick berth cushions in a choice of decorator fabrics.

WASHROOM

Port side with marine toilet. (Sewage retention device on boats requiring anti-pollution equipment)

Starboard side provides hanging locker.

Washroom and hanging locker area is separated from the forward cabin and from the main cabin. A large opening skylight with metal frame provides light and ventilation to both the head area and forward cabin. Dome light over toilet.

MAIN CABIN

Port side has a single berth extending under the galley top with stowage under.

Starboard side has a single berth extending under the galley top with a 5' - 3" long extension which slides out to provide additional child's berth. Stowage under. 4" thick cushions throughout in a choice of decorator fabrics.

Stowage shelves port and starboard with full length fiddles, dining table with fluorescent light fixture overhead. Carpeted cabin sole.

GALLEY

Port side aft. Deep insulated fiberglass ice chest. Safety switch for 12 volt electrical service and fused electric panel over.

Starboard side aft. Stainless steel sink with overboard drain and fresh water pump. Stowage under. Dish fiddles outboard on galley top. Dome light over.

DECK AND COCKPIT

Self bailing cockpit with recessed drains to keep cockpit sole dry. Deep seat lockers port and starboard with hinged hatches and hasps for locking. Accommodation for fuel tank with overboard drain.

Sliding translucent acrylic main hatch. Opening forward hatch. Inboard shroud chain plate location which allows inboard sheeting of head sails as well as easy passage along decks.

CONSTRUCTION

HULL

Single unit moulded fiberglass using alternate layers of hand layed-up mat and roving with additional fiberglass in high stress areas. Interior floor module is moulded fiberglass. Bulkheads are marine grade teak and marine grade with vinyl face plywood, all taped and bonded to the hull to form an integral member of extremely high strength. Interior trim is of Burma teak.

DECK

Single unit hand layed-up moulded fiberglass using alternate layers of fiberglass mat and woven roving and balsa core for rigidity and insulation with a minimum of weight - moulded non skid pattern.

BALLAST

Outside lead fin cast to a high tolerance and through bolted to reinforced hull sections.

RUDDER

Outboard type with varnished mahogany tiller.

DECK HARDWARE AND RIG

Mast - Extruded aluminum alloy with integral groove for sail slides. Aluminum spreaders. Internal jib halyard - 7 x 19 s. s. wire rope with dacron tail and snap shackle. Barient no. 10 H. jib halyard winch and cleat. Internal main halyard - 7 x 19 s. s. wire rope with dacron tail and lock shackle. Main halyard cleat. Main sail cunningham tackle. Aluminum alloy mast step. Bow light.

Boom - Anodized aluminum alloy extrusion with integral mainsail foot groove. Clew outhaul fittings. Stainless steel wire rope topping lift with dacron tail. Roller reefing gooseneck.

Rigging: Complete 1 x 19 s. s. wire with swaged terminals, forged turnbuckles and toggles. Main sheet and genoa sheets are braided dacron. Main sheet is fully adjustable on an extruded aluminum track mounted on the transom taff rail and using a bearing traveller with adjustable stops.

Full length black anodized genoa rails port and starboard with closely spaced finite stations. Black anodized aluminum alloy stemhead casting incorporating bow chocks and port and starboard running lights. Foredeck mooring cleat. Aluminum opening hatch and skylight on cabin trunk, over the head and forward cabin. Two snatch blocks for genoa sheet fair leads. Genoa tack fitting. Two Barient no. 10 genoa sheet winches with cleats and handle. Hasps on cockpit seat hatches and on main sliding hatch. Outboard motor bracket on transom which allows the engine to lift vertically clear of the water without tilting. Bow pulpit, life line stanchions with coated s. s. life line wire, turnbuckled for adjustment.

MECHANICAL AND ELECTRICAL

12 volt battery with battery box, master switch and fused electrical panel. Running lights to international standards. Shut off valves on all through hull fittings. All through hull fittings flush mounted.

INTERIOR FITTINGS AND EQUIPMENT

Marine toilet. Retention device installed for areas requiring anti-pollution equipment. Stainless steel sink and fresh water pump in galley. 10 gallon U. S. fresh water tank under forward vee verths. Four-inch foam seat and berth cushions with zippered fabric covers. Fluorescent light fixture in main cabin. Dome light fixtures in forward cabin, head and over galley. 2 $\frac{3}{4}$ lb. dry chemical fire extinguisher. Portable hand bilge pump. Curtain wires.

FINISH

Standard white hull and deck. Choice of other colours at additional cost. Oiled Burma teak plywood bulkheads. Moulded fiberglass cabin liners with oiled Burma teak joinery. Formica galley and table tops.

THE EQUIPMENT SPECIFIED IS CURRENTLY IN USE, HOWEVER, C&C YACHTS RESERVES THE RIGHT TO CHANGE AT ANY TIME.

C&C 25 Price List

STANDARD BOAT

Canadian - Federal Sales Tax Included	\$8,950.00
U. S. - Duty Paid	8,750.00
F. O. B. road transport, Niagara-on-the-Lake, Ontario, Canada (exclusive of shipping cradle).	

THE RIGHT IS RESERVED TO ALTER PRICE, SPECIFICATIONS, MATERIAL AND EQUIPMENT AT ANY TIME.

OPTIONAL EQUIPMENT - Factory Installed

1. Shipping cradle	\$135.00
2. Colours -	
Hull - standard card	50.00
-non standard card	100.00
Deck - standard card	50.00
- non standard card	100.00
3. Moulded boot top	60.00
5. Antifouling bottom - standard	100.00
Graphspeed - unsanded	200.00
8. Lower life lines	65.00
16. Inboard boom outhaul	75.00
17. Spinnaker gear - pole, track, slide, halyard, sheets, foreguy, topping lift, lead blocks	400.00
18. Spinnaker winches and cleats Barient no. 10 each	100.00
22. Boom vang	65.00
23. Extra winch handle	
10" regular - each	25.00
10" locking - each	45.00
24. Winch handle pouch - each	17.00
33. Masthead light	35.00
34. Spreader lights -	
Single	45.00
Pair	65.00
35. Stove Homstrand alcohol model 2200 - 2 burner	85.00
41. 110 volt electrical system, ship to shore connector, 50' shore line, duplex receptacle, safety overload breaker switch, trickle charger	200.00
47. Burgee halyard to mast head	20.00
48. Flag halyard to starboard spreader	15.00
51. Extra fire extinguisher - 2 $\frac{3}{4}$ lb, dry chemical	25.00
55. Cockpit cushions	80.00
56. Screen for main companionway	30.00
60. Name and hailing port on transom	
per letter - paint	3.50
per letter - gold leaf	4.50
61. Name under shrouds or numbers on bow	
per letter - paint	3.50
per letter - gold leaf	4.50

Prices apply only for installation while building

C&C

YACHTS

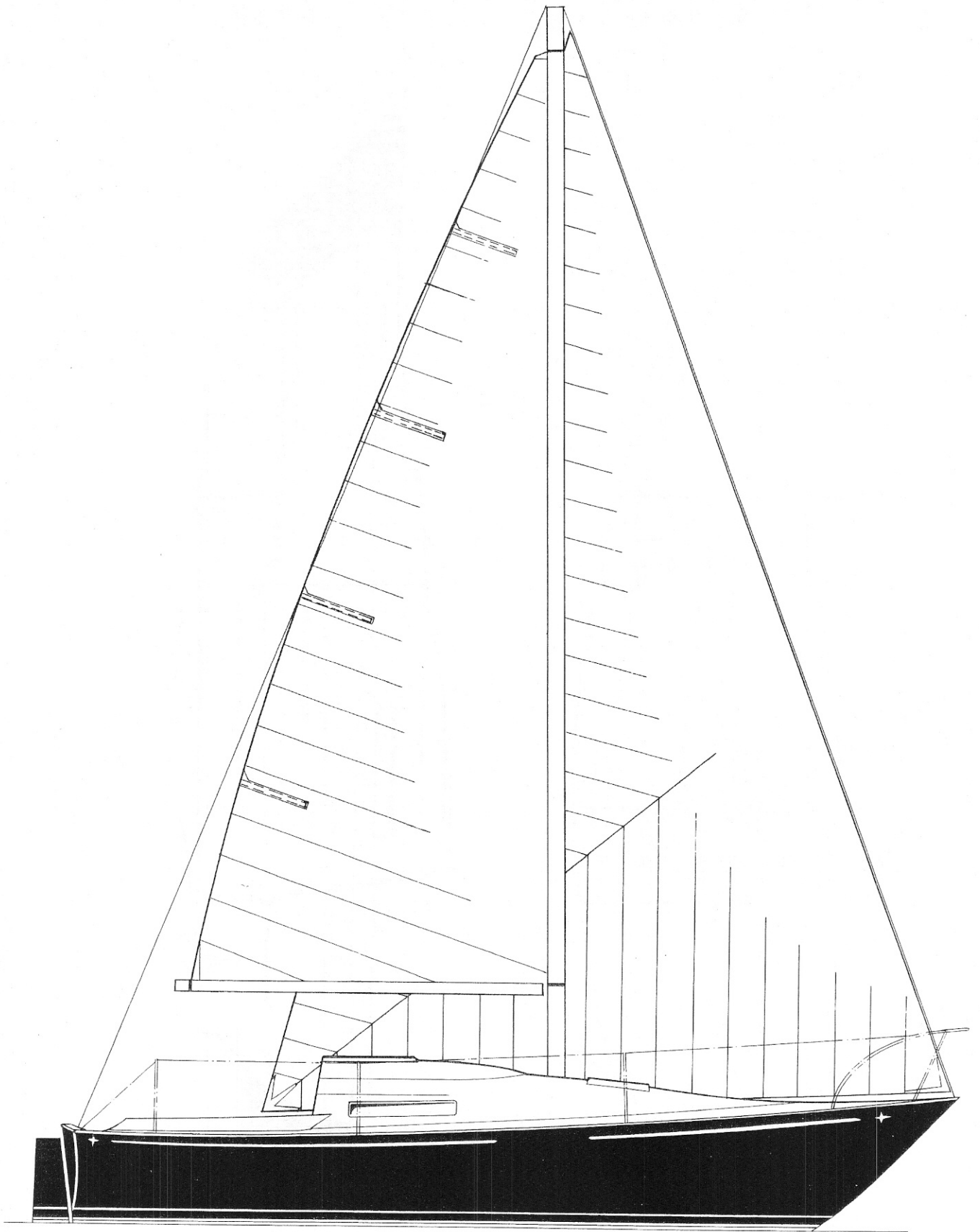
C&C Yachts
Manufacturing Ltd.
526 Regent Street
Box 970
Niagara-on-the-Lake
Ontario, Canada
(416) 468-2101

C&C 25

1490 Speers Road
Oakville
Ontario, Canada
(416) 827-4378

10 Front Street South
Box 99, Port Credit
Ontario, Canada
(416) 274-2335

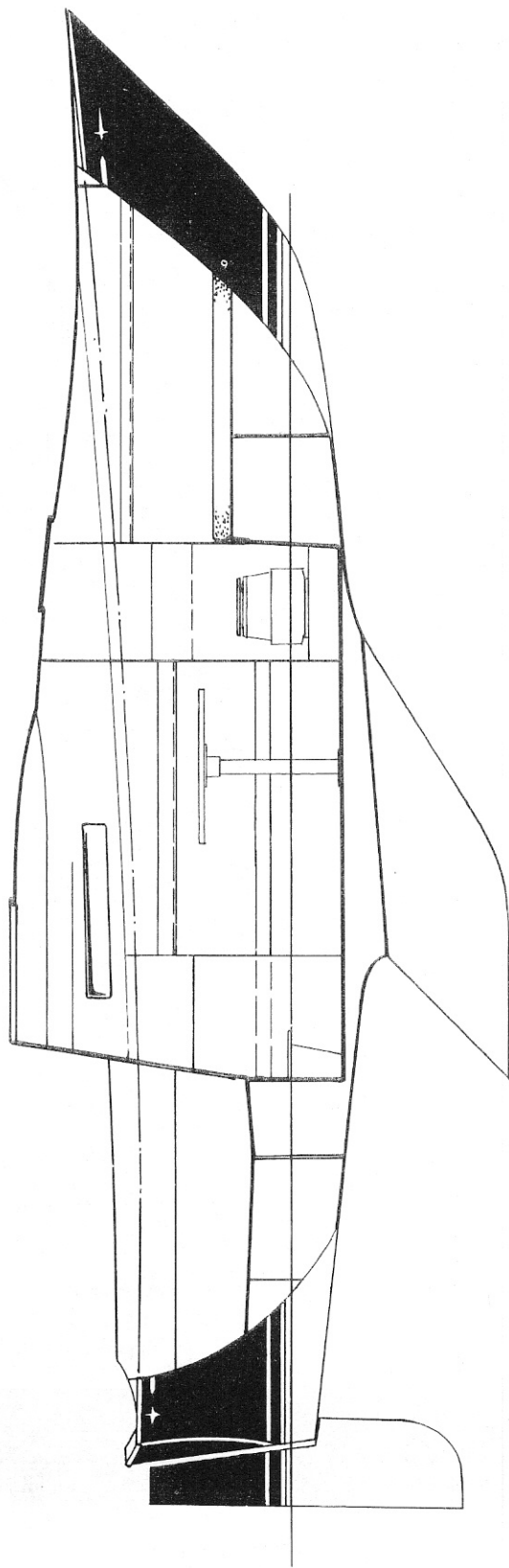
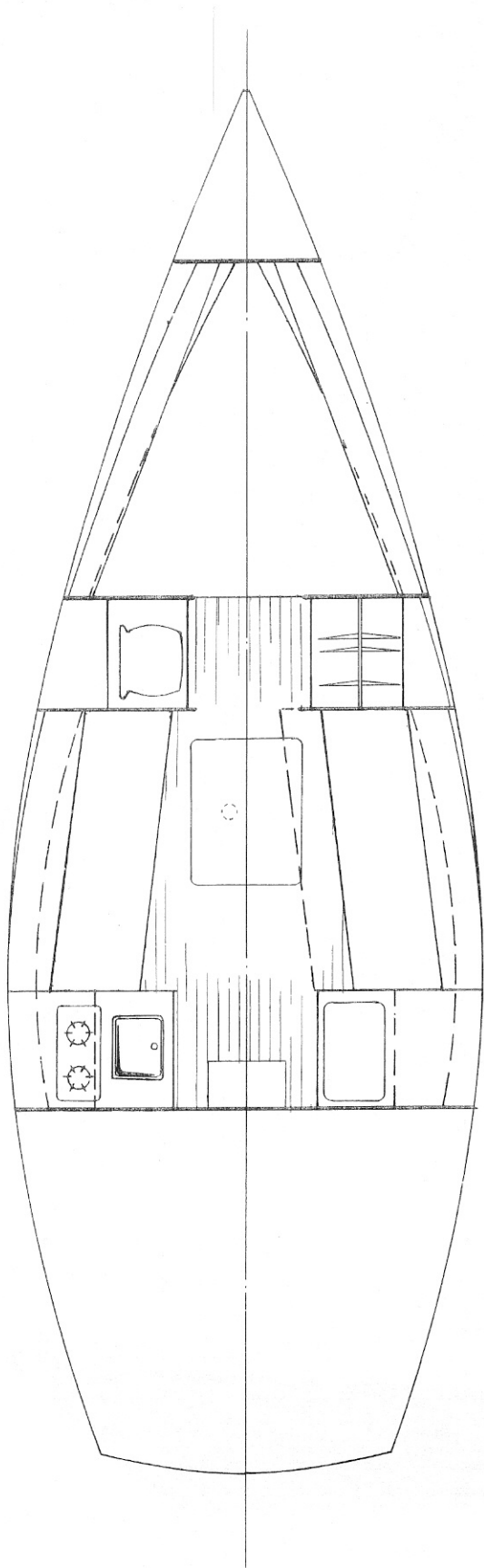
Cuthbertson &
Cassian designs



SAILPLAN C&C 25

1/2" = 1' - 0"

19 JULY 72



ACCOMODATIONS C&C 25

1/2" = 1' - 0"

19 JULY 72